


ULLRICH - ULLTRASIGN PANEL

## *Aluminium Composite Panel for display*

For over  
50 Years  
100% NZ Owned  
*Quality Never Changes*



[www.ullrich.com.au](http://www.ullrich.com.au) • [www.ullrich.co.nz](http://www.ullrich.co.nz)

QUALITY • SERVICE • INTEGRITY

## ULLTRASIGN PANEL COLOUR RANGE



RAL 9003 White matt



RAL 9003 White gloss



RAL 9005 Black matt



RAL 9005 Black gloss



RAL 5002 Blue matt



RAL 5002 Blue gloss



RAL 6024 Green matt



RAL 6024 Green gloss



RAL 3020 Red matt



RAL 3020 Red gloss



RAL 1023 Yellow matt



RAL 1023 Yellow gloss



RAL 4006 Traffic purple



RAL 2004 Orange



RAL 6016 Dark green



9178 Light blue



RAL 9006 Silver



9120 Jade silver



9170 Copper



9175 Gray



501 Silver brush



502 Gold brush

PE (POLYESTER) PAINT

OTHER COLOURS AVAILABLE BUT SUBJECT TO MINIMUM QUANTITY.

PANELS CAN HAVE DIFFERENT COLOURS EACH SIDE OF PANEL - MINIMUM QUANTITY APPLIES  
ASK FOR SAMPLE SWATCH OF STOCK ITEMS



[www.ullrich.com.au](http://www.ullrich.com.au) • [www.ullrich.co.nz](http://www.ullrich.co.nz)

**Ultresign Composite Panel** has a three layer composite structure. The top and bottom layers are covered Aluminium sheet (standard thickness 0.30mm), the centre core is low density polyethylene. Panel is painted in colour of choice.



#### FEATURES:

**Ultresign Composite Panel** is well known for its main characteristics such as:

- Light weight
- Good paintable surface
- Outstanding colour and gloss retention
- Good flatness
- Surface enables precise printing
- High strength
- Excellence in sound and heat insulation
- Resistant to both acids and alkalis
- Easily maintained
- Easily fabricated with good flexibility

#### APPLICATIONS:

- Signage
- Advertising boards
- Interior decoration / cladding
- Industrial usage

#### COLOUR:

- Standard colour (see colour chart)
- Customer's special colours are available
- Surface paint can be matt or gloss
- Top and bottom sheets both painted / or
- One side can be painted, the reverse side in mill finish





	2 mm	3 mm	4 mm
Panel weight (kg/m <sup>2</sup> )	2.9	3.8	4.8
Aluminium sheet thickness (mm)	0.30	0.30	0.30
Panel thickness tolerance (mm)		+/- 0.2	
Panel width tolerance (mm)		+/- 2	
Panel length tolerance (mm)		+/- 3	
Panel diagonal tolerance (mm)		+/- 5	
Aluminium sheet thickness tolerance (mm)		+/- 0.02	
Paint thickness (micron)		20 +/- 2	
Paint pencil hardness		>HB	
Paint toughness		3 T	
Impact strength (kg/cm)		50	
Temperature resistance		-50°C to +90°C	
Peel strength (180°)		>5 Newton/mm	
Boiling water resistance		2 hours without change	
Acid resistance		Immersed surface in 2% HCl for 24 hours without change	
Alkali resistance		Immersed surface in 2% Ca(OH) <sup>2</sup> for 24 hours without change	
Solvent resistance		100 times with Dimethylbenzene without change	
Cleaning resistance		Over 100 times without change	

**PANEL SIZES:**


4 x 1220 x 2440mm

4 x 1500 x 3000mm

4 x 1500 x 3600mm

*Other sizes on request - minimum quantity applies*





SAWING




CUTTING




BENDING



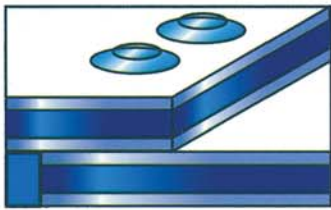
FOLDING



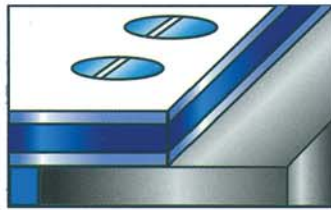
DRILLING



PUNCHING



RIVETING



SCREWING



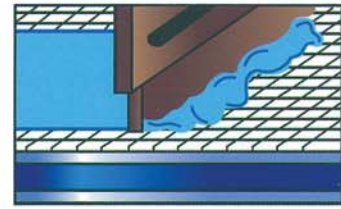
WELDING



GLUEING



DECORATIVE WORK




SCREEN PRINTING



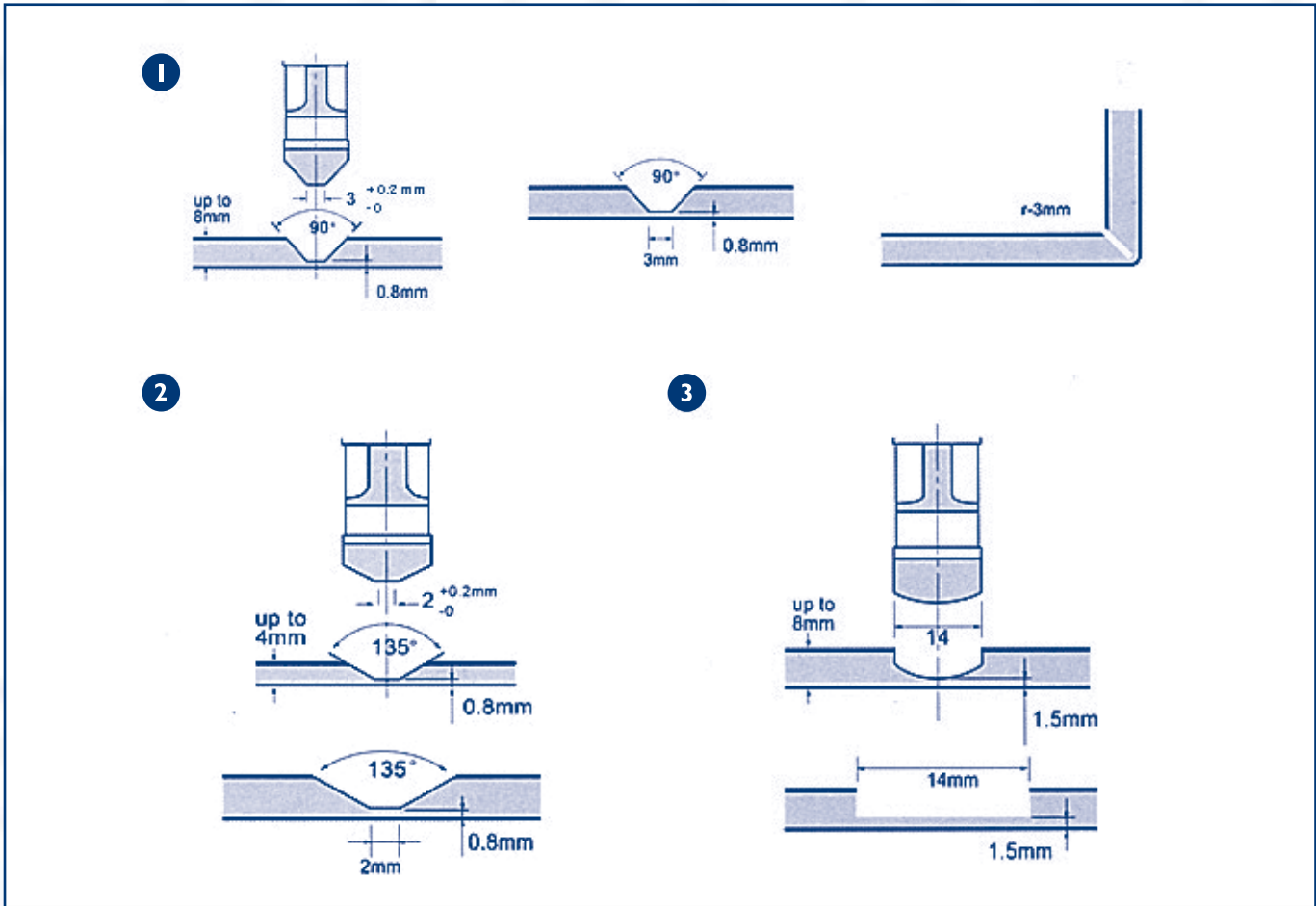
DIGITAL PRINTING



PHOTO MOUNTING



SPRAYING



- 1** By means of a knife at 90° bevel angle, the right angle configuration containing an inner angle r=3mm can be manufactured.
- 2** The acute angle (45°) configuration containing an inner angle r=2mm can be manufactured by means of a knife at 135° bevel angle.
- 3** The right angle configuration containing an inner angle r=7mm can be manufactured by means of a knife at flat angle.


**REMARK:**

- Grooving and bending process environment temperature is over 20°.
- The exterior aluminium skin should be visible through the polyethylene core at the valley of rout. V grooving bottom should not reach the back of the aluminium skin and leave about 0.2-0.4mm of polyethylene core. Extreme care should be taken not to touch the exterior aluminium skin with the blade. Slight variation can occur due to the thickness changes in the sheet; constant depth of the rout ensures a good smooth line when the edge is folded.
- By grooving only one side, the sheet can be bent either upward or downward to create either an inside or outside corner.
- Note that as a result of the slight radius produced when bending, your finished panel dimensions will be 2-4mm larger.





**UA 6599**  
FRAME



**UA 5633**  
CORNER STAKE - Yellow  
Fits 6599 Frame



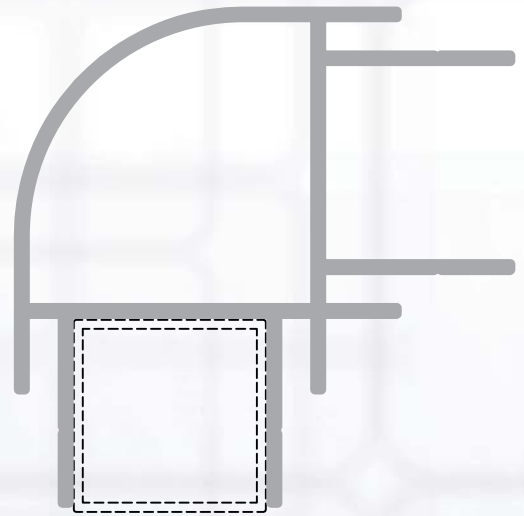
**UA 6596**  
CAPPING



**UA 6597**  
JOINTER



**UA 6598**  
EXTERNAL CORNER




**UA 6696**  
BOX FRAME  
Accepts UA 1642 SHS



**UA 6694**  
TEE CHANNEL  
Accepts UA 1513  
Green Staking Angle



**UA 6695**  
ANGLE/CHANNEL  
Accepts UA 1513  
Green Staking Angle



BOX FRAME CASTING





Phone for your nearest  
**ULLRICH ALUMINIUM SALES CENTRE**

**AUSTRALIA - 1300 650 075**

**NEW ZEALAND - 0800 500 338**

- ALUMINIUM EXTRUSIONS
- ROLLED PRODUCTS
- FASTENINGS
- LADDERS
- SCAFFOLDS
- ULLTRACLAD CLADDING
- WINTEC WINDOWS & DOORS
- BUILDING PRODUCTS
- DECORATIVE METALS
- TEKNA MACHINERY

**Map key:**  
 + MANUFACTURING  
 ⊕ SALES & DISTRIBUTION  
 \* EXTRUSION PLANT

Representative and franchised operations throughout the South Pacific

ULLRICH ALUMINIUM PTY LTD  
 PO Box 2182 Smithfield NSW 2164  
 185-187 Woodpark Rd Smithfield Australia  
 Tel +61 2 8787 7400 Fax +61 2 9725 2784  
 ullrich@ullrich.com.au www.ullrich.com.au

ULLRICH ALUMINIUM CO LTD  
 PO Box 98 843 SAMC  
 Manukau City 2240 New Zealand  
 Tel +64 9 262 6262 Fax +64 9 262 6265  
 alkalum@uacl.co.nz www.ullrich.co.nz