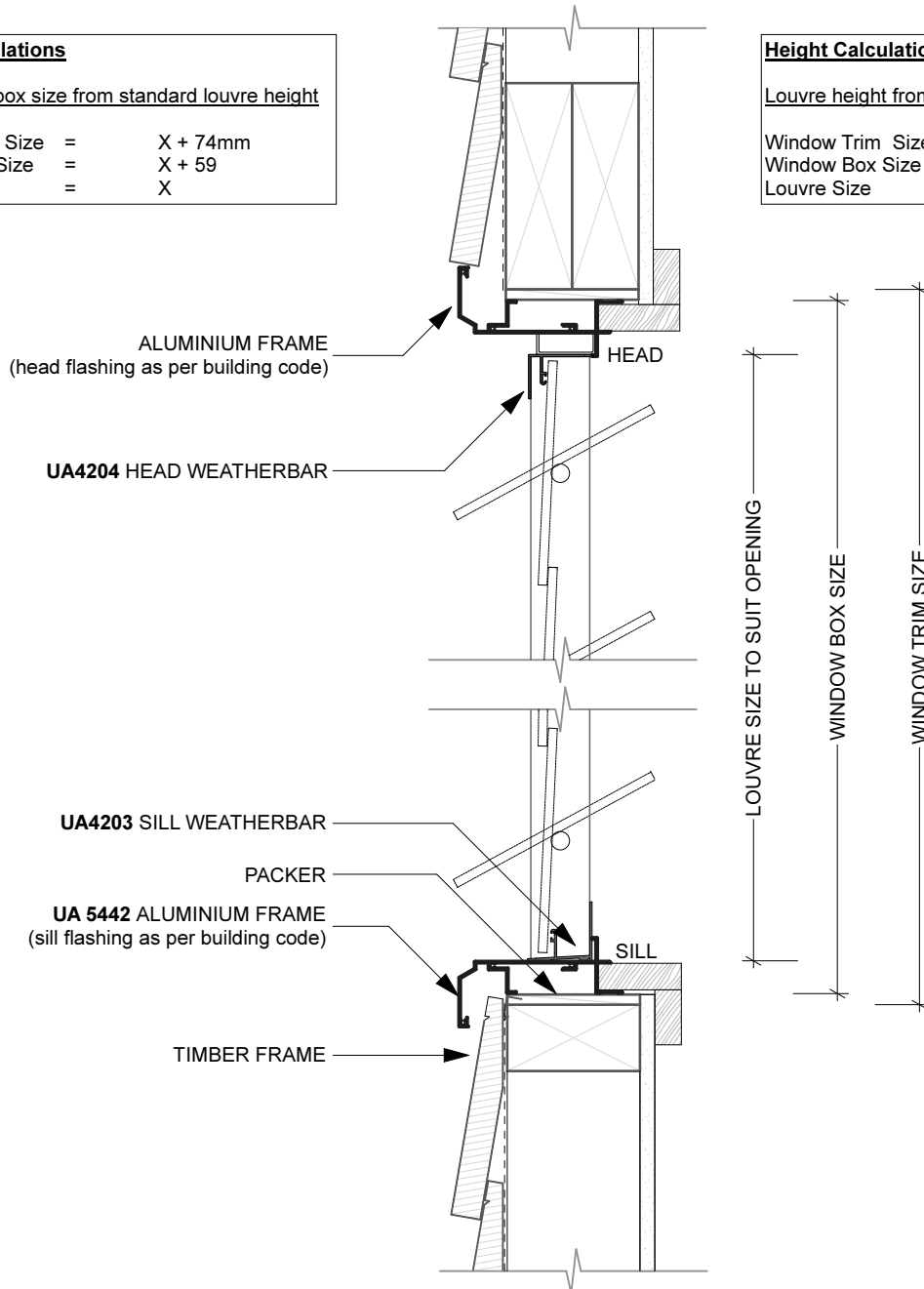


General Notes

1. The following details refer to standard fixing of 'Naco' louvres available from Ullrich Aluminium.
2. Cladding and flashings to be fixed as per New Zealand Building Code and Standards.
3. For maximum widths of louvres see detail 'L-02'.
4. Naco louvres are supplied with right handed operation. Left handed available on request.

Height Calculations		
Window trim/box size from standard louvre height		
Window Trim Size	=	X + 74mm
Window Box Size	=	X + 59
Louvre Size	=	X

Height Calculations		
Louvre height from box size		
Window Trim Size	=	Y + 15mm
Window Box Size	=	Y
Louvre Size	=	Y - 59mm



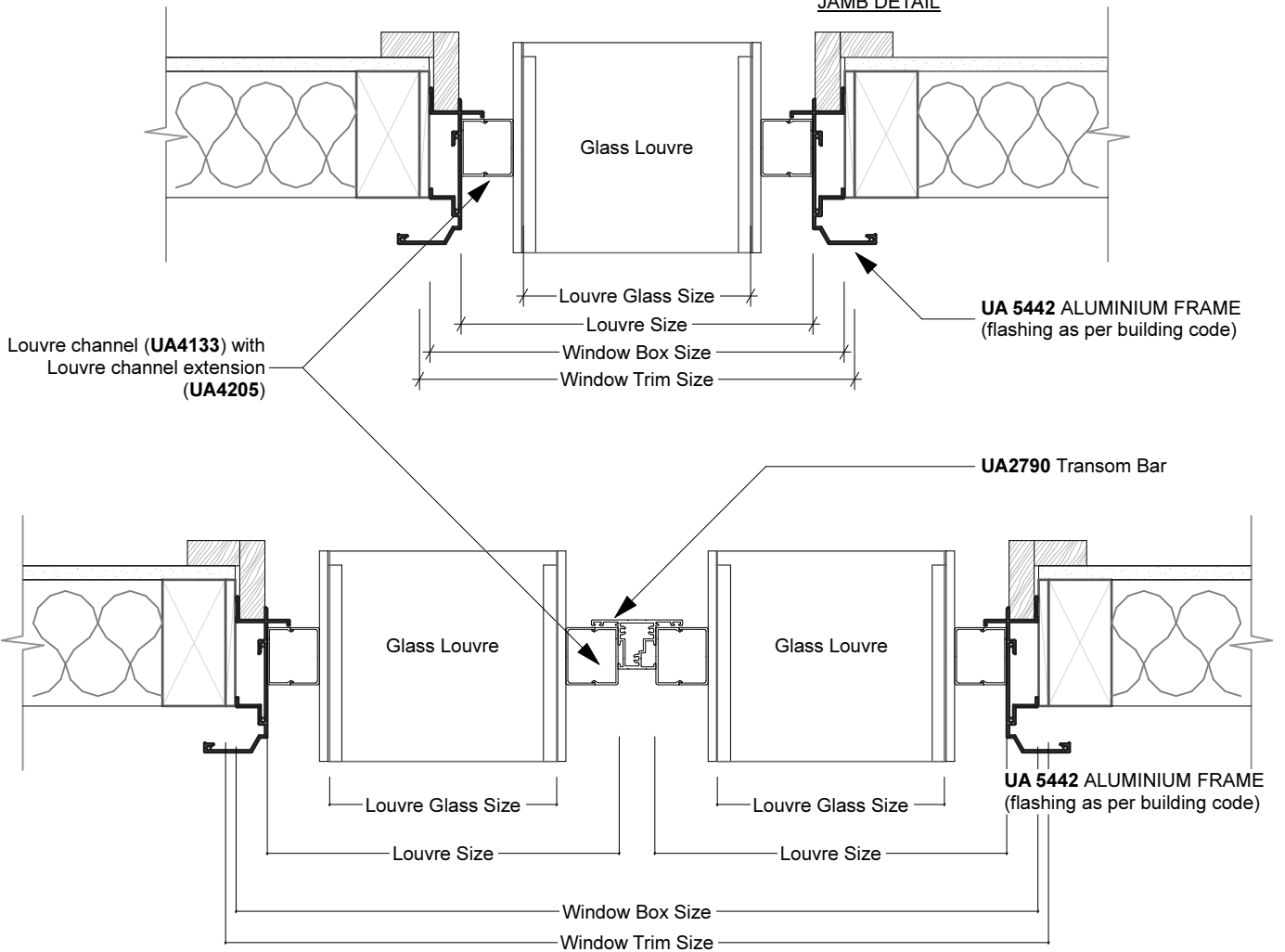
SHEET TITLE:	Louvres
REVISION #:	
ISSUED:	24/07/2012

**Naco Louvre Section
Height Calculations**

L-01

Ullrich Aluminium
 Head Office
 118 Wiri Station Road
 Manukau, Auckland
 PHONE: 09 262 6262
 FAX: 09 262 6969
 archt@uacl.co.nz
 www.ullrich.co.nz

JAMB DETAIL



Width Calculations

Single Bay Window

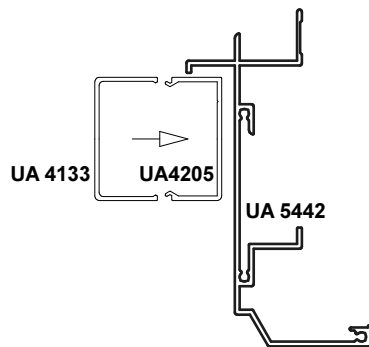
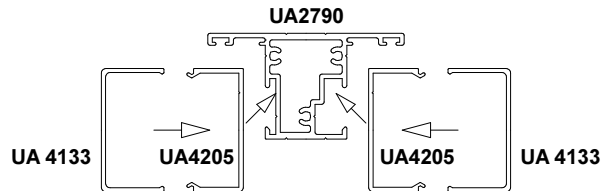
- Window Trim Size = X + 15mm
- Window Box Size = X
- Louvre Glass Size = X - 133mm

Equal Double Bay Window

- Window Trim Size = X + 15mm
- Window Box Size = X
- Louvre Glass Size = (X - 248mm) / 2

Equal Triple Bay Window

- Window Trim Size = X + 15mm
- Window Box Size = X
- Louvre Glass Size = (X - 363mm) / 3



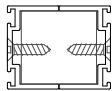
SHEET TITLE:	Louvres
REVISION #:	
ISSUED:	24/07/2012

Louvre Width Calculations

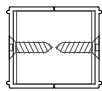
L-02

Ullrich Aluminium
 Head Office
 118 Wiri Station Road
 Manukau, Auckland
 PHONE: 09 262 6262
 FAX: 09 262 6969
 archt@uacl.co.nz
 www.ullrich.co.nz

BLADELOCK

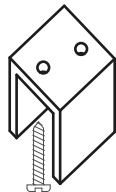


TRIMLINE



For use with 'Bladelok' and 'Trimline' Louvres only.
Applies when adjoining louvres horizontally (required
when opening size exceeds 762mm.

MAIN FIXING BRACKET

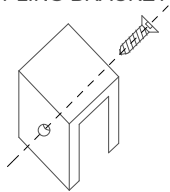


1 X TOP, 1 X BOTTOM

SCREW ONTO SILL
AND TOP. FLAT SIDES
TO FACE IN AND OUT
OF OPENING

SEE DIAGRAM

COUPLING BRACKET

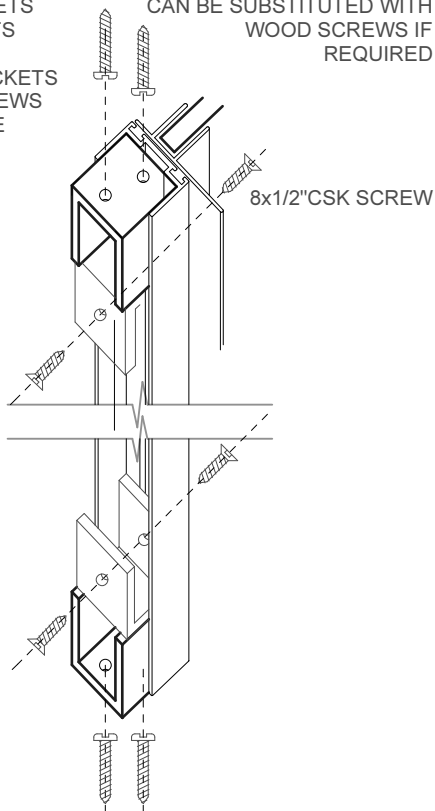


1 X TOP, 1 X BOTTOM

PLACE AT 90 DEGREES
TO MAIN FIXING
BRACKET SCREW FROM
ONE SIDE ONLY
INITIALLY SEE DIAGRAM
DEPENDING ON LOUVRE
HEIGHT, MORE OF
THESE COUPLING
BRACKETS MAY BE
REQUIRED

1 KIT COSISTS OF:
2X MAIN FIXING BRACKETS
2X COUPLING BRACKETS
4X 8x1/2"CSK SCREWS
EXTRA COUPLING BRACKETS
4X 8x3/4" PANHEAD SCREWS
WOOD SCREWS CAN BE
ORDERED

8x3/4" PANHEAD SCREWS
CAN BE SUBSTITUTED WITH
WOOD SCREWS IF
REQUIRED



SHEET TITLE: Louvres

REVISION #:

ISSUED: 24/07/2012

Adjoining Louvres (Bladelok & Trimline)

L-03

Ullrich Aluminium
Head Office
118 Wiri Station Road
Manukau, Auckland

PHONE: 09 262 6262

FAX: 09 262 6969

archt@uacl.co.nz

www.ullrich.co.nz