

DIE No	DESCRIPTION	DIE No	DESCRIPTION
UA 1623	1.6mm CAPPING	UA 3404	22mm CAPPING
UA 1624	1.6mm JOINTER	UA 6887	23mm EXT CORNER
UA 1451	3mm CAPPING	UA 1472	VARIABLE JOINTER
UA 1452	3mm JOINTER	UA 1473	PARTITION JOINTER
UA 1453	3mm INT CORNER	UA 1470	VARIABLE INT CORNER
UA 1454	3mm EXT CORNER	UA 1471	VARIABLE EXT CORNER
UA 3871	4.5mm AQUAPANEL CAP		
UA 3872	4.5mm AQUAPANEL JOINTER		
UA 3874	4.5mm AQUAPANEL INT JOINTER		
UA 3873	4.5mm AQUAPANEL EXT JOINTER		
UA 3875	4.5mm AQUAPANEL SCOTIA		
UA 1455	5mm CAPPING		
UA 1456	5mm JOINTER		
UA 1457	5mm INT CORNER		
UA 1458	5mm EXTCORNER		
UA 1450	5.5mm BATH MOULD		
UA 1461	6.5mm CAPPING		
UA 1460	6.5mm JOINTER		
UA 1622	6.5mm INT CORNER		
UA 1459	6.5mm EXT CORNER		
UA 1465	9.5mm CAPPING		
UA 1464	9.5mm JOINTER		
UA 1463	9.5mm INT CORNER		
UA 1462	9.5mm EXT CORNER		
UA 4405	10mm CAPPING		
UA 4406	10mm JOINTER		
UA 4408	10mm INT CORNER		
UA 4407	10mm EXT CORNER		
UA 3467	12mm JOINTER OFFSET		
UA 1625	12.5mm CAPPING		
UA 1626	12.5mm PINEX JOINTER		
UA 5941	12.5mm INT CORNER		
UA 5942	12.5mm EXT CORNER		
UA 1469	12.5mm SERRATED CAP		
UA 1468	12.5mm SERRATED JOINTER		
UA 1467	12.5mm SERRATED INT JOINTER		
UA 1466	12.5mm SERRATED EXT CORNER		
UA 4412	13mm CAPPING		
UA 4413	13mm JOINTER		
UA 4414	13mm SERRATED CAP		
UA 4409	13mm SERRATED JOINTER		
UA 4411	13mm SERRATED INT CORNER		
UA 4410	13mm SERRATED EXT CORNER		
UA 1036	14mm CAPPING		
UA 1627	14.5mm CAPPING		
UA 1628	14.5mm JOINTER		
UA 2669	16mm JOINTER		
UA 2668	16mm CORNER		
UA 3403	18mm CAPPING		
UA 1629	18.5mm JOINTER		
UA 1922	20mm CAPPING		

DIAGRAMS ACTUAL SIZE UNLESS OTHERWISE INDICATED, DIAGRAMS ARE SCHEMATIC ONLY AND NOT INTENDED AS SPECIFICATION DRAWINGS.
OAD = OVERALL DIMENSIONS
P = EXT PERIPHERY



© ULLRICH ALUMINIUM CO LTD

UA 1623

1.6mm CAPPING
kg/m 0.083 P 54
OAD 18 x 4.6

UA 1451

3mm CAPPING
kg/m 0.088 P 68
OAD 21 x 6

UA 3871

4.5mm AQUAPANEL CAP
kg/m 0.115 P 70
OAD 19 x 7.4

UA 3875

4.5mm AQUAPANEL SCOTIA
kg/m 0.138 P 86
OAD 18.4 x 15.1

UA 1455

5mm CAPPING
kg/m 0.094 P 71
OAD 21 x 8

UA 1450

5.5mm BATH MOULD
kg/m 0.118 P 88
OAD 27 x 14.4

UA 1461

6.5mm CAPPING
kg/m 0.099 P 75
OAD 21 x 9.5

UA 1465

9.5mm CAPPING
kg/m 0.115 P 87
OAD 23 x 12.5

UA 4405

10mm CAPPING
kg/m 0.117 P 89
OAD 23 x 13.4

UA 1625

12.5mm CAPPING
kg/m 0.149 P 94
OAD 21.2 x 16.3

UA 1469

12.5mm SERRATED CAP
kg/m 0.224 P 124
OAD 33 x 17.5

UA 4412

13mm CAPPING
kg/m 0.150 P 95
OAD 21.2 x 16.8

UA 4414

13mm SERRATED CAP
kg/m 0.224 P 125
OAD 33 x 17.78

UA 1036

14mm CAPPING
kg/m 0.423 P 188
OAD 40 x 23

UA 1627

14.5mm CAPPING
kg/m 0.153 P 96
OAD 21.2 x 18

UA 3403


18mm CAPPING
kg/m 0.163 P 103
OAD 21.2 x 20.8

UA 1922

20mm CAPPING
kg/m 0.172 P 109
OAD 23.8 x 21.2

UA 3404

22mm CAPPING
kg/m 0.176 P 111
OAD 24.8 x 21.2

UA 1623**UA 1451****UA 3871****UA 1455****UA 1461****UA 1465****UA 4405****UA 1625****UA 1469****UA 4412****UA 4414****UA 1036****UA 1627****UA 3403****UA 1922****UA 3404****UA 1450****UA 3875**

DIAGRAMS ACTUAL SIZE UNLESS OTHERWISE INDICATED. DIAGRAMS ARE SCHEMATIC ONLY AND NOT INTENDED AS SPECIFICATION DRAWINGS.
OAD = OVERALL DIMENSIONS
P = EXT PERIPHERY

© ULLRICH ALUMINIUM CO LTD

UA 1624 UA 1452 UA 3872 UA 1456 UA 1460 UA 1464

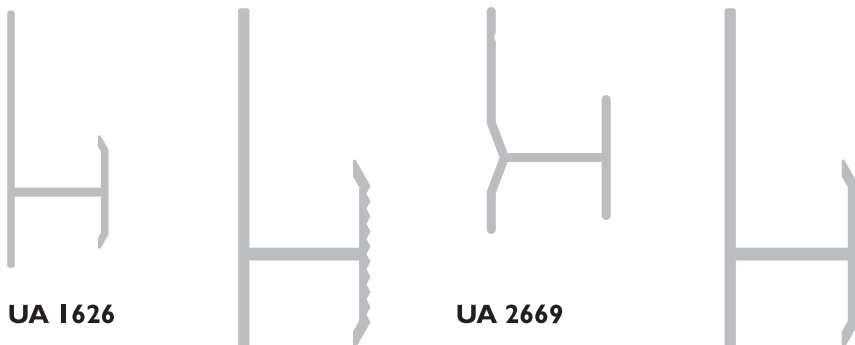


UA 1624
1.6mm JOINTER
kg/m 0.131 P 84
OAD 27 x 4.6

UA 1452
3mm JOINTER
kg/m 0.117 P 88
OAD 27 x 6.5

UA 3872
4.5mm AQUAPANEL JOINTER
kg/m 0.187 P 124
OAD 36 x 7.1

UA 4406 UA 1468 UA 4413 UA 4409



UA 1456
5mm JOINTER
kg/m 0.120 P 91
OAD 27 x 8

UA 1460
6.5mm JOINTER
kg/m 0.134 P 97
OAD 27 x 9.5


UA 1464
9.5mm JOINTER
kg/m 0.165 P 119
OAD 34 x 12.5

UA 4406
10mm JOINTER
kg/m 0.168 P 121
OAD 34 x 13.4

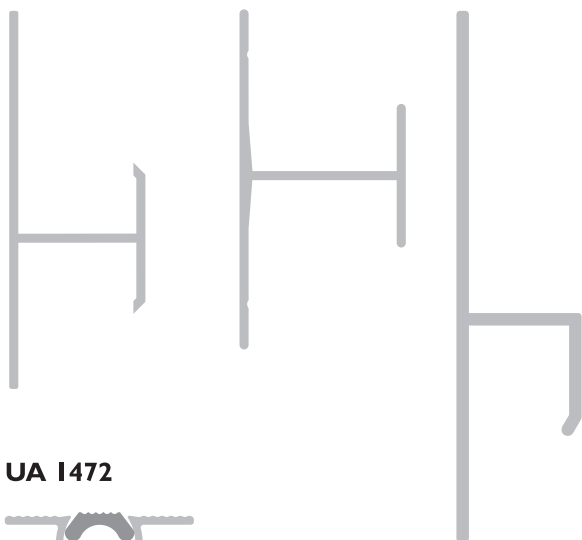
UA 1626



UA 2669



UA 1628 UA 1629 UA 3467



UA 1628
14.5mm JOINTER
kg/m 0.276 P 173
OAD 50 x 18

UA 2669
16mm JOINTER
kg/m 0.308 P 171
OAD 30 x 22.1

UA 1629
18.5mm JOINTER
kg/m 0.275 P 165
OAD 44 x 22

UA 1472
VARIABLE JOINTER
kg/m 0.099 P 68
OAD 25 x 4.5 Infill 11

UA 1473
PARTITION JOINTER
kg/m 0.416 P 124
OAD 46 x 9 Infill 633

UA 3467
12mm JOINTER OFFSET
kg/m 0.376 P 202
OAD 70 x 16.3

UA 1626
12.5mm PINEX JOINTER
kg/m 0.191 P 119
OAD 30 x 16

UA 1468
12.5mm SERRATED JOINTER
kg/m 0.415 P 212
OAD 65 x 17.5

UA 4413
13mm JOINTER
kg/m 0.191 P 120
OAD 30 x 16.4

UA 4409
13mm SERRATED JOINTER
kg/m 0.413 P 212
OAD 65 x 17.49

UA 1472



UA 1473



INFILLS SOLD SEPARATELY

DIAGRAMS ACTUAL SIZE UNLESS OTHERWISE INDICATED, DIAGRAMS ARE SCHEMATIC ONLY AND NOT INTENDED AS SPECIFICATION DRAWINGS.
OAD = OVERALL DIMENSIONS
P = EXT PERIPHERY
© ULLRICH ALUMINIUM CO LTD



UA 1453

3mm INT CORNER
kg/m 0.143 P 108
OAD 23 x 17.5

UA 1453**UA 3874****UA 3874**

4.5mm INT AQUAPANEL
kg/m 0.215 P 134
OAD 24.1 x 24.1

**UA 1457**

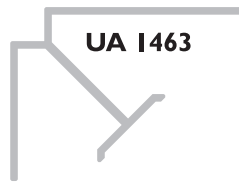
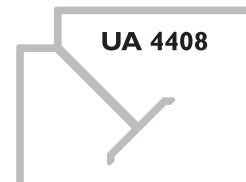
5mm INT CORNER
kg/m 0.147 P 111
OAD 23.5 x 18

**UA 1457****UA 1622****UA 1622**

6.5mm INT CORNER
kg/m 0.172 P 110
OAD 24 x 19

UA 1463

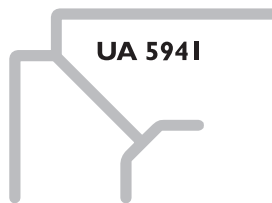
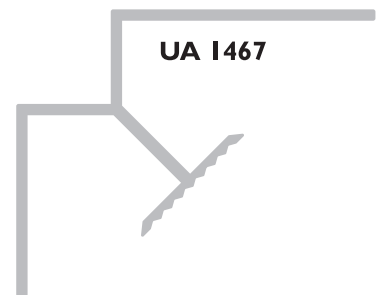
9.5mm INT CORNER
kg/m 0.221 P 159
OAD 31 x 23

**UA 1463****UA 4408****UA 4408**

10mm INT CORNER
kg/m 0.224 P 161
OAD 38.65 x 20

UA 5941

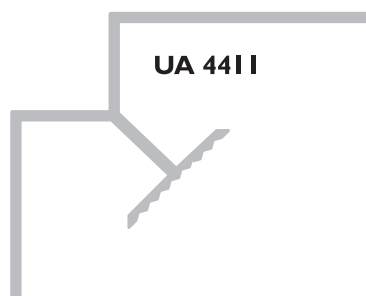
12.5mm INT CORNER
kg/m 0.297 P 185
OAD 35.5 x 25.5

**UA 5941****UA 1467****UA 1467**

12.5mm INT SERRATED
kg/m 0.450 P 228
OAD 35 x 25.5

UA 4411

13mm INT SERRATED
kg/m 0.453 P 230
OAD 60.92 x 25.56

**UA 4411****UA 1470****UA 1470**

VARIABLE INT CORNER
kg/m 0.092 P 74
OAD 22.4 x 10.43 Infill 11



DIAGRAMS ACTUAL SIZE UNLESS OTHERWISE INDICATED. DIAGRAMS ARE SCHEMATIC ONLY AND NOT INTENDED AS SPECIFICATION DRAWINGS.

OAD = OVERALL DIMENSIONS
P = EXT PERIPHERY

© ULLRICH ALUMINIUM CO LTD

INFILLS SOLD SEPARATELY

UA 1454



UA 3873



UA 1471



UA 1454

3mm EXT CORNER
kg/m 0.129 P 97
OAD 19 x 16.6

UA 3873

4.5mm EXT AQUAPANEL
kg/m 0.216 P 138
OAD 19.05 x 18.5

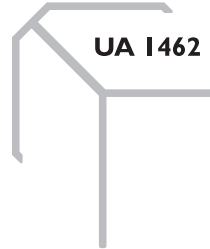
UA 1458



UA 1459



UA 1462

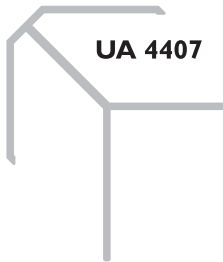


UA 1458

5mm EXT CORNER
kg/m 0.140 P 105
OAD 19 x 18.8

UA 1459

6.5mm EXT CORNER
kg/m 0.148 P 108
OAD 20.35 x 18.9



UA 4407



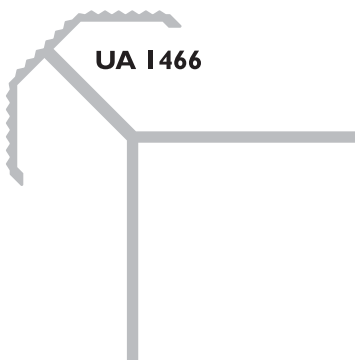
UA 5942

UA 1462

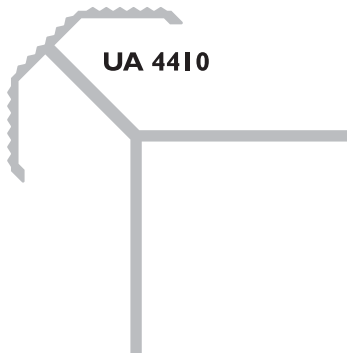
9.5mm EXT CORNER
kg/m 0.242 P 176
OAD 28.98 x 28.45

UA 4407

10mm EXT CORNER
kg/m 0.246 P 178
OAD 30.3 x 29



UA 1466



UA 4410

UA 5942

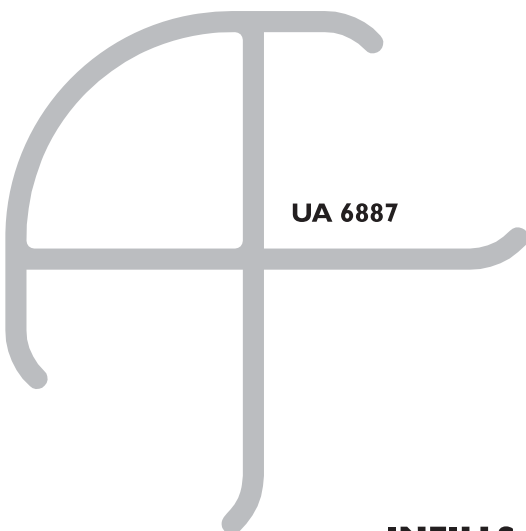
12.5mm EXT CORNER
kg/m 0.306 P 189
OAD 34.37 x 33.25

UA 1466

12.5mm EXT SERRATED
kg/m 0.438 P 233
OAD 42.9 x 38.6


UA 4410

13mm EXT SERRATED
kg/m 0.437 P 232
OAD 42.18 x 38.70



UA 6887

UA 2668



UA 1471

VARIABLE EXT CORNER
kg/m 0.113 P 76
OAD 26.85 x 9 Infill 11

UA 2668

16mm CORNER
kg/m 0.370 P 202
OAD 37.7 x 22.1

UA 6887

23mm EXT CORNER
kg/m 1.641 P 329
OAD 69.2 x 69.2

INFILLS SOLD SEPARATELY

DIAGRAMS ACTUAL SIZE UNLESS OTHERWISE INDICATED. DIAGRAMS ARE SCHEMATIC ONLY AND NOT INTENDED AS SPECIFICATION DRAWINGS.
OAD = OVERALL DIMENSIONS
P = EXT PERIPHERY
© ULLRICH ALUMINIUM CO. LTD

